

## **Wraparound Cooler RFCL 140 CS/CR**

*Floritech's wraparound merchandiser features our patented "Boundary Layer" airflow technology to directly cool vases and gently envelop flowers.*

*The cooler has a large capacity and footprint that is an ideal solution for shopping end-cap layouts. Floritech's uniquely adjustable scalloped shelving and lighted interiors optimize floral merchandising.*



*RFCL 140 CR (reverse configuration) with tempered glass side wall and interior mirror to increase product visibility. Also available as standard configuration. Inset shows patented scalloped shelving set at maximum angle for versatility in floral displays.*

### **Standard Features**

#### **Merchandising Flexibility**

- Uniquely scalloped adjustable shelves in upper rows of refrigerated section provide easy-to-reach customer access to bouquet collections
- Tilted bottom rows for optimal flower presentation
- Holds up to 32 standard vases to accommodate floral delivery schedule and holiday volumes
- Can be ordered as "standard" or "reverse" to suit store floor plans
- Includes simple flip-up, self-storing shelves to convert display from bouquets to arrangements

#### **Product Visibility**

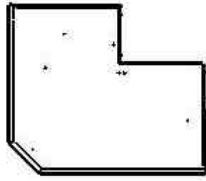
- Overhead fluorescent lighting, end windows and interior mirrors showcase products
- Curved sidewall enhances lighting and shop-ability of products in dry section

#### **Performance**

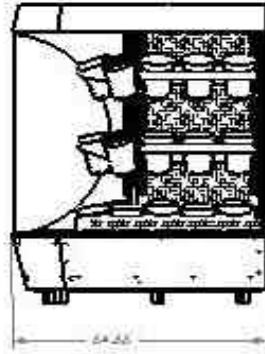
- Patented "Boundary Layer" airflow technology directly cools vases and gently envelops flowers
- Remote refrigeration, R404A package
- Oversized evaporator coils minimize moisture removal, keeping relative humidity high and flower petals fresh
- Electronic thermostat and solenoid valve for precise temperature control
- Novar or Danfoss sensors
- Single-point electrical, drain and refrigeration for easy installation
- Factory-installed bottom-mount mechanicals simplify maintenance and reduce noise
- Easy access evaporator filters lengthen cycle time between preventive maintenance

### **Options**

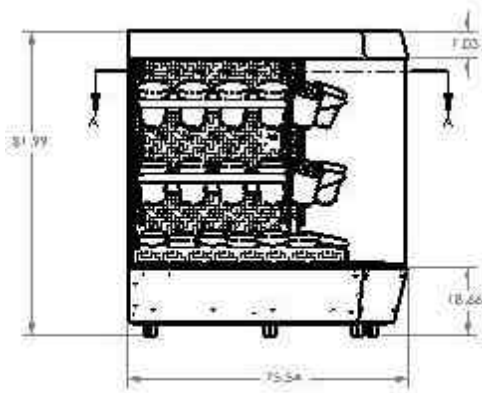
- Long-stemmed vases for taller flowers
- Available in larger version with integrated dry section (RFCL 290 CS/CS)



STANDARD FOOT

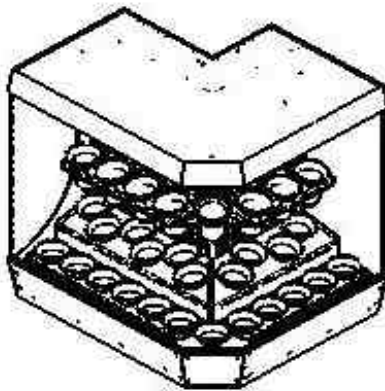


RFCL140CR (reverse) side view

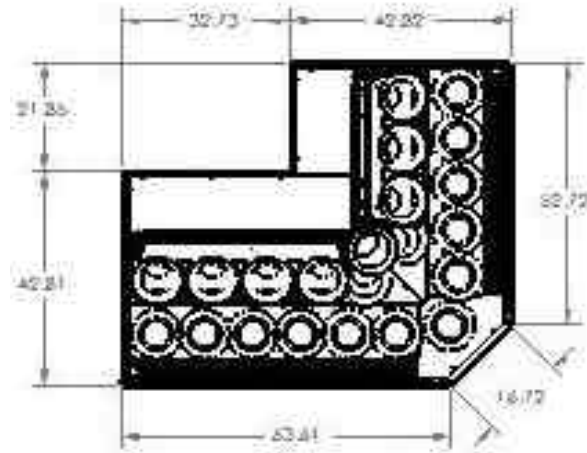


RFCL140CR (reverse) aisle view

RFCL140CS  
(standard configuration)



RFCL140CR (reverse) view from corner



RFCL140CR (reverse) plan view



### Specifications

| Model  | Width  | Height | Depth | Electrical | MCA  | Merchandising Features   | BTU   |
|--|--|--------|-------|------------|------|--|---|
| RFCL140CS (standard) or RFCL140CR (reverse) configuration. Available only as remote operation. | ~53" produce side (+corner wedge 17") x 64" aisle side | ~82"   | ~43"  | 115/60/1   | 4.55 | 32 vases (9 x 10") in 4 rows on each side; adjustable "scalloped" shelves; self-storing shelf covers; tempered glass window and interior mirror; overhead lighting. Long-stemmed vases optional. | BTU load 10,200 load per coil (20,400 total) @ air entering @ 55F DB/70%RH, sat. evap.temp. @ 36F and air flow @ 375 CFM. |

The RFCL 140 CS/CR is designed for use in air conditioned areas having a maximum temperature of 75°F or maximum relative humidity of 50%. Floratech reserves the right, without notice, to make changes to this document at its sole discretion.

Unit covered by Patent No. 400,030 & 5,860,289. Other patents pending.

**Always Open®** Impulse merchandisers      **Classic** Full service merchandisers  
7000 Performance Drive • North Syracuse, NY 13212 • 800-535-3295 • 315-452-7440 • Fax 315-452-7420

For information on Floratech's complete line of products visit [www.floratech.net](http://www.floratech.net)

REV.. August 2006